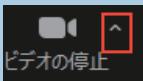
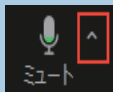





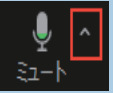


Choice of Zoom connection devices for teacher table permanent PC

This will be the connection device that can be selected from Zoom on the teacher's permanent PC.

After you have started your Zoom meeting, please choose the device you would like to use.

|  NCCA 'cUa YfU'odh]cbg | | |  ZOOM microphone options | | |
|--|----------------------|------------------------------------|--|---|---|
|  | 8cW'a Ybh W'a YfU | WoifVision Video Capture II |  | Hand microphone Pin microphone Wired microphone | Line Input (Realtek Audio) ※Pick up the sound to the microphone. |
|  | Document camera | WoifVision UVC Camera |  | Stepladder Camera Microphone | Microphone (AW-UE4) ※It picks up the sound of the entire classroom. |
|  | Tripodal camera | AW-UE4 |  ZOOM speaker | | |
| | | | MSD-702 Select "Audio for Intel(R) Displays". | | |

※This is common to all campuses.

This chart is also posted on the back of the cover of the PC monitor side of the general teacher table.